

January 23, 2024



**4Q
2023
Earnings**

Safe harbor statement

In this presentation we have made forward-looking statements. These statements are based on our estimates and assumptions and are subject to risks and uncertainties. Forward-looking statements include the information concerning our possible or assumed future results of operations. Forward-looking statements also include those preceded or followed by the words “anticipates,” “assumes,” “believes,” “estimates,” “expects,” “forecasts,” “hopes,” “intends,” “plans,” “targets” or similar expressions. For those statements, we claim the protection of the safe harbor for forward-looking statements contained in the Private Securities Litigation Reform Act of 1995. We undertake no obligation to revise or publicly release the results of any revision to these forward-looking statements, except as required by law. Given these risks and uncertainties, readers are cautioned not to place undue reliance on such forward-looking statements. The following important factors, along with those discussed in our filings with the Securities and Exchange Commission (the “SEC”), could affect future results and could cause those results to differ materially from those expressed in the forward-looking statements: the effects of competition in the markets in which we operate, including the inability to successfully respond to competitive factors such as prices, promotional incentives and evolving consumer preferences; failure to take advantage of, or respond to competitors' use of, developments in technology and address changes in consumer demand; performance issues or delays in the deployment of our 5G network resulting in significant costs or a reduction in the anticipated benefits of the enhancement to our networks; the inability to implement our business strategy; adverse conditions in the U.S. and international economies, including inflation and changing interest rates in the markets in which we operate; cyber attacks impacting our networks or systems and any resulting financial or reputational impact; damage to our infrastructure or disruption of our operations from natural disasters, extreme weather conditions, acts of war, terrorist attacks or other hostile acts and any resulting financial or reputational impact; disruption of our key suppliers' or vendors' provisioning of products or services, including as a result of geopolitical factors or the potential impacts of global climate change; material adverse changes in labor matters and any resulting financial or operational impact; damage to our reputation or brands; the impact of public health crises on our operations, our employees and the ways in which our customers use our networks and other products and services; changes in the regulatory environment in which we operate, including any increase in restrictions on our ability to operate our networks or businesses; allegations regarding the release of hazardous materials or pollutants into the environment from our, or our predecessors', network assets and any related government investigations, regulatory developments, litigation, penalties and other liability, remediation and compliance costs, operational impacts or reputational damage; our high level of indebtedness; significant litigation and any resulting material expenses incurred in defending against lawsuits or paying awards or settlements; an adverse change in the ratings afforded our debt securities by nationally accredited ratings organizations or adverse conditions in the credit markets affecting the cost, including interest rates, and/or availability of further financing; significant increases in benefit plan costs or lower investment returns on plan assets; changes in tax laws or regulations, or in their interpretation, or challenges to our tax positions, resulting in additional tax expense or liabilities; and changes in accounting assumptions that regulatory agencies, including the SEC, may require or that result from changes in the accounting rules or their application, which could result in an impact on earnings.

As required by SEC rules, we have provided a reconciliation of the non-GAAP financial measures included in this presentation to the most directly comparable GAAP measures in materials on our website at www.verizon.com/about/investors



Strong momentum quarter after quarter

\$76.7B

2023 Wireless Service Revenue²

\$47.8B

2023 Adjusted EBITDA¹

\$18.7B

2023 Free Cash Flow¹

➤ Met financial guidance

➤ Launched myPlan

➤ Strong national broadband base

➤ New leadership team

➤ Improved performance in Consumer Mobility

➤ New 5G solutions and private networks business

➤ Regional distribution model

➤ Strong momentum in Verizon Business

➤ Full spectrum access

¹ Non-GAAP measure

² Sum of Consumer and Business segments

4Q 2023

Operating Metrics

3.0M

Wireless retail postpaid phone gross adds
(up 12.1% Y/Y)

2.3M

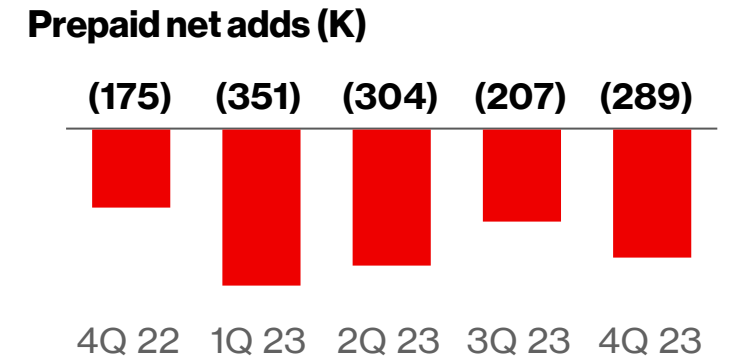

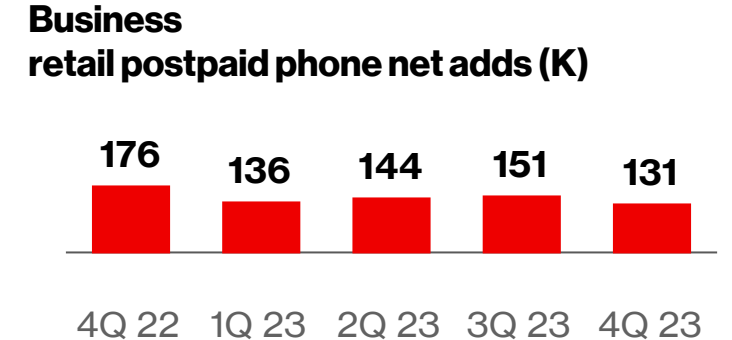
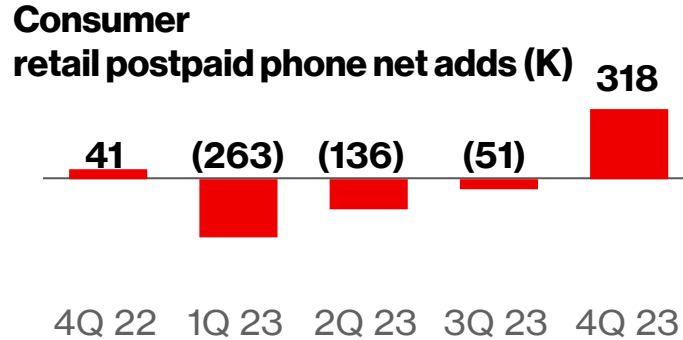
Consumer wireless retail postpaid phone gross adds
(up 16.9% Y/Y)

5.1M

Wireless postpaid upgrades
(down 17.9% Y/Y)

55K

Fios internet net adds



Note: Where applicable, the operating results reflect certain adjustments.

Executing on segmented market approach to deliver improving operating results



Consolidated Financial Summary

\$35.1B

Total revenue
(down 0.3% Y/Y)

\$11.7B

Adjusted EBITDA¹
(down 0.6% Y/Y)
(Adjusted EBITDA margin of 33.2%)¹

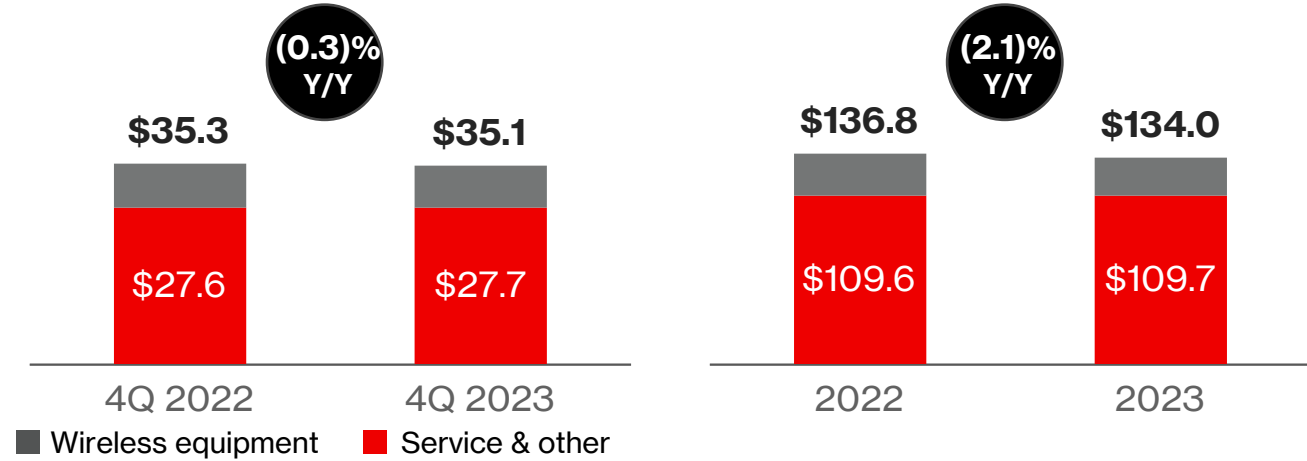
\$1.08

Adjusted EPS¹
(down 9.2% Y/Y)

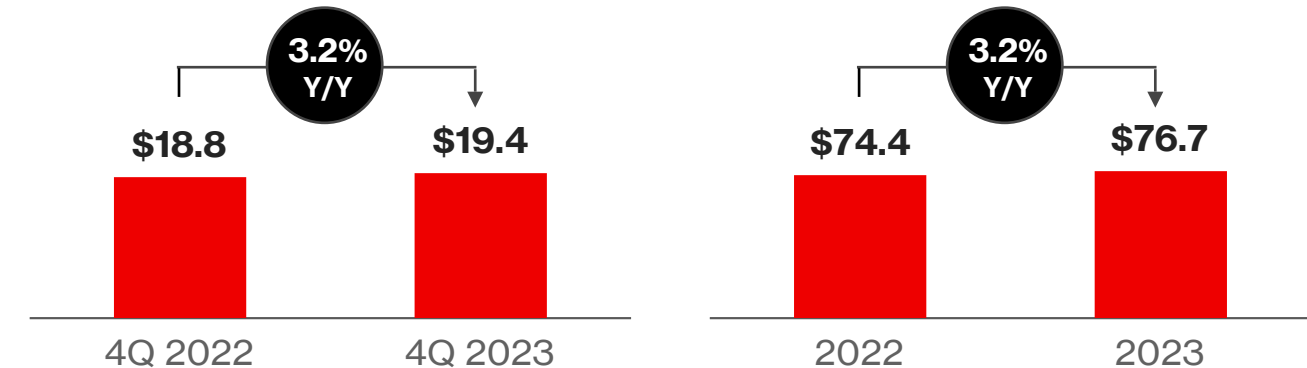
¹ Non-GAAP measure.

² Sum of Consumer and Business segments.

Total revenue (\$B)



Total Wireless service revenue² (\$B)



Strong wireless service revenue growth momentum



Consolidated Cash Flow Summary

<i>(\$ in billions)</i>	Year Ended 2022	Year Ended 2023
Cash flow from operations	\$37.1	\$37.5
Capital expenditures	\$23.1	\$18.8
Free cash flow¹	\$14.1	\$18.7
Dividends paid	\$10.8	\$11.0
Total debt	\$150.6	\$150.7
<i>Unsecured debt</i>	\$130.6	\$128.5
<i>Cash and cash equivalents</i>	\$2.6	\$2.1
<i>Net unsecured debt¹</i>	\$128.0	\$126.4
Net unsecured debt to adjusted EBITDA¹	2.7x	2.6x

¹ Non-GAAP measure.

Note: Amounts may not add due to rounding.

Strong cash flow enables flexibility to deliver on capital allocation priorities



2024 Guidance

	Guidance
Total Wireless service revenue growth ²	2.0% – 3.5%
Adjusted EBITDA growth ¹	1.0% – 3.0%
Adjusted effective income tax rate ¹	22.5% – 24.0%
Adjusted EPS ¹	\$4.50 – \$4.70
Capital expenditures	\$17.0B – \$17.5B

¹ Non-GAAP measure.

² Sum of Consumer and Business segments.

Executing on strategy to deliver profitable growth



Well-positioned to deliver **a solid 2024**

The right **people.**

The right **assets.**

The right **strategy.**

Our focus for 2024 is on execution.



